

TradingExpert Pro

Installation and Getting Started Guide

CONTENTS

What's in the file you downloaded
How to get product help

1. Before you begin
2. Installation instructions
3. AIQ Tutorials
4. To start using TradingExpert Pro
5. TradingExpert Pro applications
6. Using on line help
7. The sign up process using IDC

What's in the downloaded file

AIQ TradingExpert Pro

The file you have downloaded contains the AIQ TradingExpert Pro program and historical data. The AIQ TradingExpert Pro program will be installed on your hard disk during the installation process.

The data files that you have received include the following:

- Stocks and Market Timing Data, Other Indices (10+ years) and Group/Sector Lists

10+ years of historical data for each of the S&P1500 stocks.

20+ years of historical data for markets:

Dow Jones Industrial Average (DJIA)

Nasdaq Market (OCEXCH)

Over 40 different indices including the S&P 500, Nasdaq 100 and more.

Group/Sector Lists and other industry lists Includes the S&P 500 and AIQALL group/sector lists.

Although TradingExpert Pro is easy to use, it is an extensive system with many features. You should, therefore, devote some time to learning the system with the historical data supplied before you use it for trading.

The trial package does not provide updated data. Current data can be received online by signing up for a software/data subscription. See **7. The sign up process using IDC** for information on how to subscribe in order to retrieve data.

How to get product help

We at AIQ Systems do our best to provide the highest quality products and customer service. If you should encounter

problems while using AIQ TradingExpert Pro, help is available from the following:

1. AIQ product support at (775) 747 8404.
Support hours are 7:30 AM to 4:30 PM PST Monday - Friday.
2. **E-mail:** Send messages to **support@aiqsystems.com**.
3. **On line:** <http://aiqsystems.com/prosupport.htm>.
4. Sign up for service and data download issues contact .
clientservices@interactivedata.com Telephone:510.264.1700

1. Before you begin

Computer equipment needed

To install and run AIQ TradingExpert Pro, you need computer system equipment at least equivalent to the following:

- PC Pentium processor and 1GB RAM
- Hard Disk with at least 500 MB available
- Broadband internet

2 Installation instructions

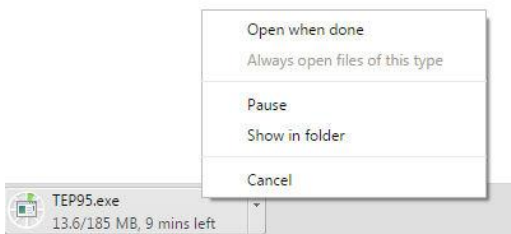
You will find the TradingExpert Pro installation procedure simple and straightforward.

1. Close any open applications this includes firewall/security programs, skype, etc
2. If you have not already done so, download the software from <http://aiqsystems.com/downloadTEP.html>
3. **When prompted we suggest you save the file to your system.**

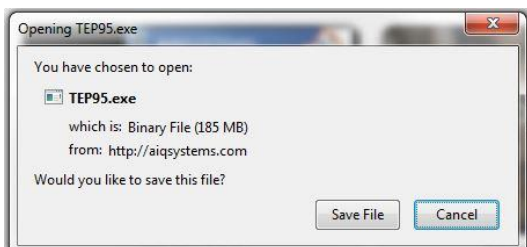
- In Internet Explorer we suggest you save the file to your system



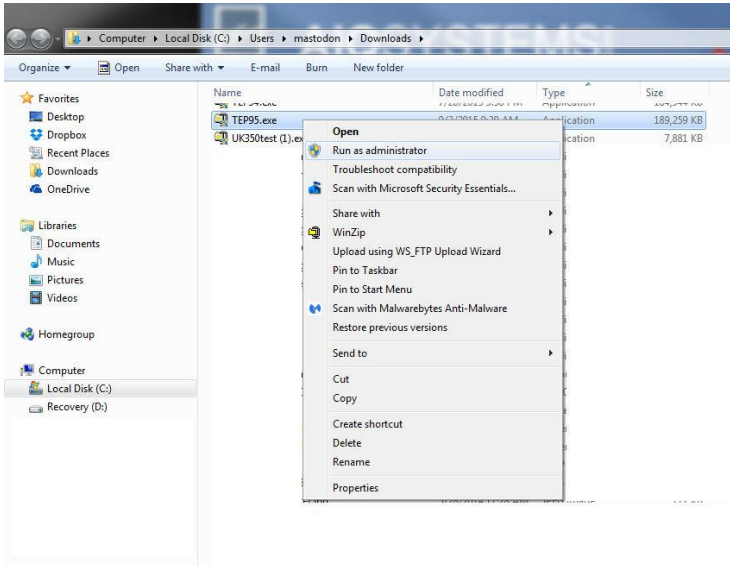
- In Google Chrome the file saves automatically



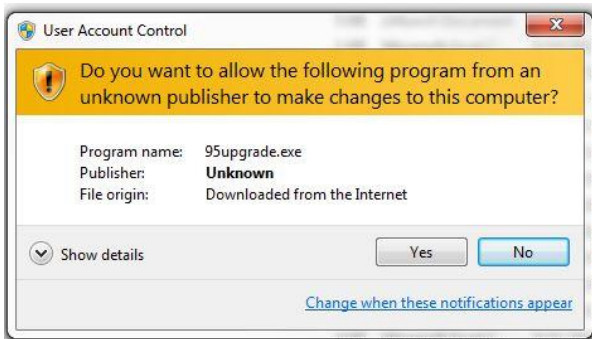
- In Firefox select save



4. Locate the install file TEP95.exe, it will be in your downloads folder, or you can search for the file name. - Right click on the file name, and select 'Run as Administrator'



- If prompted 'Do you want the following program from an unknown publisher to make changes to this computer' click Yes



5. - The installation process includes all the TradingExpert Pro 9.5 files required and includes 2 Microsoft Visual Studio components. The install will begin once the file has unpacked.


6. Before beginning the installation, Setup checks space required and space available. (The system will give you a message if there is insufficient space available.) If the specified drive has sufficient space, Setup will proceed with the installation.

7. During installation, the Setup screen informs you what is taking place. When the installation is completed an AIQ TradingExpert Pro icon is added to your desktop and a group folder to your *Programs* menu (Start, Programs, TradingExpert Pro).





3. AIQ Tutorials

Your one stop source for getting up to speed with AIQ TradingExpert Pro. An invaluable resource for the experienced and novice trader alike.

Visit <http://aiqsystems.com/tutorials.htm>



AIQSYSTEMS.com
The World Leader in Intelligent Trading Software

Training and Education
Opening Bell Archive
Opening Bell Blog
Premium videos
Tutorials
On Line Manuals
Trading Strategies
SNIPER 
SHARP SHOOTER 
BIG GAME 
One Minute Stock 
Webinar Archive

TradingExpert Pro Tutorials

Getting started right is important, that's why we recommend looking at the [New Users Tutorials](#), these PDFs have everything from Determining Market Direction, Top-Down Approach to Stock Selection Using AIQ's Group/Sector Capabilities, Bottom-Up Approach to Stock Selection Using AIQ Reports, Setting Stops for Transactions in Profit Manager and Getting Ready to Trade.

Want to get the in depth information on a feature without wading through the hard copy of the manual, then visit the [On-line Manuals](#). Every ounce of information is available in a clear and easy to read format.

Can't find an answer, then check out the [Technical Support Index](#) with a searchable database of common questions and issues, links to AIQ user groups and contact numbers for AIQ Support.

Want insights from AIQ Power Users and Renown Industry Experts? Experts like John Bollinger and John Murphy? Then visit the [Opening Bell Archive](#) with 13+ years of articles from our premium magazine.

The following Adobe Flash 30 - 60 minute tutorials are now available

- [Getting started with RTalerts](#)
- [Getting started with AIQ Charts 1](#)
- [Getting started with AIQ Charts 2](#)
- [The Power of Group/Sector Rotation \(Part 1\)](#)
- [The Power of Group/Sector Rotation \(Part 2\)](#)
- [The Basics of AIQ Reports](#)
- [Getting started with Expert Design Studio](#)
- [Hidden Tools in AIQ](#)
- [How to use the AIQ Market Log](#)

4. To start using TradingExpert Pro

Start TradingExpert Pro in one of these two ways:

- On your Windows desk top, double click the **TradingExpert Pro** icon to display the AIQ TradingExpert Pro Quick Launch menu.
- Click **Start** on your Windows taskbar and then select **Programs** from the Start menu. Then click on **TradingExpert Pro** to display a list of the TradingExpert Pro applications. Choose one of the applications or choose **Main Menu** to display the TradingExpert Pro Quick Launch menu.

5. TradingExpert Pro applications

AIQ Main Menu

Double click this icon to display the TradingExpert Pro Quick Launch Menu.

Charts

You can display a chart of any ticker contained in your database. The AIQ Expert Rating timing signals are found on the charts. You can analyze a ticker by displaying your choice of indicators from the TradingExpert Indicator Library. You also can print a price chart of any ticker in your database with your choice of indicators.

Market Charts

AIQ market timing signals are found on the AIQ Market Timing Chart. When you choose this icon, four charts are displayed: the AIQ Market Timing Chart (Dow Jones Industrials with NYSE volume and breadth), the NASDAQ composite index with OTC volume and breadth, and charts of the S&P 500 and NYSE market indexes.

Data Manager

This TradingExpert Pro application includes all the functions that you use to manage your data. Included here is a Master Ticker List of all the tickers you are tracking, and your Group/Sector List. This is where you can build other lists from tickers in the Master Ticker List.

Data Retrieval

This application accesses TradingExpert Pro's automatic data retrieval system for updating your database via the internet. You specify the types of data you want to retrieve.

Reports

TradingExpert Pro produces a variety of helpful reports, many of which are available in both daily and weekly versions. You can customize the screening of your data base by setting report parameters to suit your trading style.

Portfolio Manager

Functions of the Portfolio Manager allow you to track and manage your transactions. TradingExpert Pro's built-in stop system is located here. To help you find new positions, powerful functions are provided to screen your data for trading candidates. Portfolio Manager also records the closing of transactions for year-end tax reporting.

Messages

After every data retrieval session, messages about the update, such as information on stock splits and mutual fund distributions and notes on data errors, are written to a Messages log. You should check the Messages log after you have completed an update.

Expert Design Studio

Expert Design Studio (EDS) was developed for those who want to create and test their own customized screening reports or mechanical trading systems. A powerful backtester tests the performance of your screening strategies.

MatchMaker

Make the most of the group/sector features of TradingExpert Pro. MatchMaker restructures the group/sector data in your database, creating groups of stocks that move together statistically, and sectors of groups that also move together statistically.

Fundamentals

The Fundamentals module is for users who want to combine the discipline of fundamental analysis with TradingExpert Pro's technical analysis capabilities. Current fundamental data for stocks can only be imported from external sources and is not built-in to the software.

Real-Time News, Quotes & Barometer

This module is designed for traders who monitor multiple tickers in real time. In addition to displaying dynamically updating real-time quotes, the application allows you to monitor the real-time status of selected indicators. AIQ's Barometer tool gives you the real-time ability to spot significant changes in indicator readings.

Real-Time Alerts

The Real-Time Alerts feature provides continuous monitoring of any number of securities. You specify the technical conditions that you deem important and when one of your conditions is met by any of the tickers you are monitoring, an Alert is signaled.

6. Using Online Help

TradingExpert Pro provides Online Help to assist you in working with the program. Some of the ways you can obtain Help are:

- Click the **Help** button on the menu bar while in any application to display the Help main menu.
- In a dialog box that has a Help button, click the **Help** command button to display information about entries in the dialog box.
- Press the **F1** key to access Help for the application you are working in.

7. The sign up process using IDC

AIQ provides end of day data downloads and streaming intraday data into TradingExpert Pro from Interactive Data (IDC). Plans start at around \$84/mo. software and data included and are month-to-month services, no upfront fee required. Exchange fees extra



Market Data Supplied by Interactive Data Corporation.

	SERVICE DESCRIPTION	CLIENT PRICE NON-PRO	CLIENT PRICE PRO
<p>AIQ BASIC</p> <p>SIGN UP NOW</p>	<ul style="list-style-type: none"> US Equities (Delayed) 1-25 tickers simultaneously, streaming up to 10 years EOD and 30 days delayed US & Canada Equities, US Mutual Funds and Indexes (End of Day) 1 year history EOD for new tickers 	\$84/mo.	\$102/mo.
<p>AIQ SILVER</p> <p>SIGN UP NOW</p>	<ul style="list-style-type: none"> US Equities (real-time) 1-25 tickers simultaneously, streaming up to 10 years EOD and 30 days real-time US & Canada Equities, Mutual Funds and Indexes (End of Day) 1 year history EOD for new tickers 	\$115/mo.	\$160/mo.
<p>AIQ GOLD</p> <p>SIGN UP NOW</p>	<ul style="list-style-type: none"> US Equities (real-time) 1-50 tickers simultaneously, streaming up to 10 years EOD and 30 days real-time US & Canada Equities, US Mutual Funds and Indexes (End of Day) 1 year history EOD for new tickers 	\$135/mo.	\$180/mo.
<p>AIQ PLATINUM</p> <p>SIGN UP NOW</p>	<ul style="list-style-type: none"> US Equities (real-time) 1-50 tickers simultaneously, streaming up to 10 years EOD and 30 days real-time US & Canada Equities, US Mutual Funds and Indexes (End of Day) Unlimited history EOD for new tickers 	\$145/mo.	\$205/mo.
<p>AIQ DIAMOND</p> <p>SIGN UP NOW</p>	<ul style="list-style-type: none"> US Equities (real-time) 1-100 tickers simultaneously, streaming up to 10 years EOD and 30 days real-time US & Canada Equities, US Mutual Funds and Indexes (End of Day) Unlimited history EOD for new tickers 	\$220/mo.	\$300/mo.

To signup for data visit <http://aiqsystems.com/datainfo.htm>